



Dtronics MS-USB





DETAILED SAFETY INSTRUCTIONS

- 1) Read these instructions.**
 - 2) Keep these instructions**
 - 3) Heed all warnings**
 - 4) Follow all instructions**
 - 5) Do not use this device near water**
 - 6) Clean only with a dry cloth**
 - 7) Do not block any ventilation openings. Install in accordance with the manufacturer's instructions.**
 - 8) Do not install near any heat sources such as radiators, heat registers, stoves, or other apparatus (including amplifiers) that produce heat.**
 - 9) Do not defeat the safety purpose of the polarized or grounding-type plug. A polarized plug has two blades with one wider than the other. A grounding type plug has two blades and a third grounding prong. The wide blade or the third prong are provided for your safety. If the provided plug does not fit into your outlet, consult an electrician for replacement of the obsolete outlet.**
 - 10) Protect the power cord from being walked on or pinched particularly at plugs, convenience receptacles, and the point where they exit from the apparatus.**
 - 11) Only use attachments./accessories specified by the manufacturer.**
 - 12) Use only with the cart, stand, tripod, bracket, or table specified by the manufacturer, or sold with the apparatus. When a cart is used, use caution when moving the cart/apparatus combination to avoid injury from tip-over.**
 - 13) Unplug this apparatus during lightning storms or when unused for periods of time.**
 - 14) Refer all servicing to qualified service personnel. Servicing is required when the apparatus has been damages in any way, such as power supply cord or plug is damaged, liquid has been spilled or objects have fallen into the apparatus, the apparatus has been exposed to rain or moisture, does not operate normally, or has been dropped.**
-



INTRODUCTION

Congratulations on your purchase of the Dtronics MS-USB.
The Dtronics MS-USB is an USB Midi interface with build-in midi-CV converter.

Features:

- **Midi to sync converter, converts the (usb)midi timing signal to Sync24, 24ppqn. To sync your Roland tb303/tr606/tr808 with your midi setup.**
- **Midi to cv converter. V/OCT output with positive gate.**
- **USB Midi interface , Provides you with a midi in and a midi output.**

Correspondence


For technical support inquiries, contact your nearest dealer or DTRONICS directly at:

**Engineers@work v.o.f.
Goetzeestraat 17
2021SC HAARLEM
the Netherlands**

www.engineerstwork.nl

- **All features and specifications are subject to change without notice.**
- **Parts of this manual are continually being updated.**

Please check our web site www.engineersatwork.nl or www.dtronics.net occasionally for the most recent update information.



PROGRAMMING

The MSUSB can be programmed to your needs. These settings are used for midi to CV only, midi to sync settings can not be changed.

Programming the MS-USB.

The midi channel for the midi-cv converter can be programmed over sysex.

Sysex string: F0 3A 07 CH XX F7

XX = midi channel

Ch1 = 00

Ch2 = 01

Ch3 = 02

Ch4 = 03

Ch5 = 04

Ch6 = 05

Ch7 = 06

Ch8 = 07

Ch9 = 08

Ch10 = 09

Ch11 = 0a

Ch12 = 0b

Ch13 = 0c

Ch14 = 0d


Ch15 = 0e

Ch16 = 0f

Or you can use the ms-usb setup program to select the midi channel.

FIRMWARE UPDATE

The firmware of the MS-USB can be updated with a special firmware update tool. This tool can be downloaded from our website when new firmware is available.



END USER WARRANTY

Trademarks

Dtronics and Retrotronics are trademarks of Engineers@work. Windows is a trademark of Microsoft Corporation. Other product and brand names are trademarks or registered trademarks of their respective companies.

End User Warranty

Engineers@work warrants this product, under normal use, to be free of defects in materials and workmanship for a period of One(1) year from date of purchase, so long as: the product is owned by the original purchaser, with proof of purchase from an authorized Dtronics dealer. This warranty explicitly excludes power supplies and included cables which may become defective as a result of normal wear and tear.

In the event that Dtronics receives, from an original purchaser and within the warranty coverage period, written notice of defects in materials or workmanship, Dtronics will either replace the product, repair the product, or refund the purchase at its option. To obtain warranty service, the original purchaser or his authorized dealer must fill the support contact form at <http://www.dtronics.net>. In the event repair is required, shipment to and from Dtronics and possible handling charges shall be borne by the purchaser. Dtronics will not accept returns without prepaid shipments. In the event that repair is required, a Return Authorization number must be obtained from Dtronics. After this number is obtained, the unit should be shipped back to Dtronics in a protective package with a description of the problem and the Return Authorization clearly written on the package. All such returns must be shipped to Engineers@work headquarters in Haarlem, Netherlands.

In the event that Dtronics determines that the product requires repair because of user misuse or regular wear, it will assess a fair repair or replacement fee. The customer will have the option to pay this fee and have the unit repaired and returned, or not pay this fee and have the unit returned and un-repaired. The remedy for breach of this warranty shall not include any other damages. Dtronics will not be liable for consequential, special, indirect, or similar damages or claims including loss of profit or any other commercial damage, even if its agents have been advised of the possibility of such damages, and in no event will Dtronics's liability for any damages to the purchaser or any other person exceed the price paid for the product, regardless of any form of the claim. Dtronics specifically disclaims all other warranties, expressed or implied. Specifically, Dtronics makes no warranty that the product is fit for any particular purpose.

The FCC and CE Regulation Warning

This device complies with Part 15 of the FCC Rules. Operation is subject to the following two conditions : (1) this device may not cause harmful interference, and (2) this device must accept any interference received, including interference that may cause undesired operation. Caution : Any changes or modifications in construction of this device with are not expressly approved by the party responsible for compliance, could void the user's authority to operate equipment.

NOTE : This equipment has been tested and found to comply with the limits for a Class A digital device, pursuant to Part 15 of the FCC Rules. These limits are designed to provide reasonable protection against harmful interference when the equipment is operated in a commercial environment. This equipment generates, uses, and can radiate radio frequency energy and, if not installed and used in accordance with the instruction manual, may cause harmful interference to radio communications. Operation of this equipment in a residential area is likely to cause harmful interference in which case the user will be required to correct the interference at his own expense. If necessary, consult an experienced radio/television technician for additional suggestions.

Correspondence

For technical support inquiries, contact your nearest dealer or Engineers@work directly at:

Engineers@work
Goetzeestraat 17
2021SC Haarlem
The Netherlands

www.engineersatwork.nl
Technical Support on web: <http://www.dtronics.net>
